



How To Login and Bid at  
a Live Online Auction  
from your Computer

## Active Sales

**JD** Demo Auction

JOHN DIXON & ASSOCIATES AUCTIONS • MARKETING

REQUEST TO BID

VIEW LOTS

WEBCAST OPENING: 54 MINUTES LOTS: 33

Log In using your registered email address and password. If you are not a registered bidder, click "Sign Up" and complete the required information.

## Active Sales

**JD** Demo Auction

JOHN DIXON & ASSOCIATES AUCTIONS • MARKETING

REQUEST TO BID

VIEW LOTS

WEBCAST OPENING: 54 MINUTES LOTS: 33

Bidder #9674

Logout


Account Settings

Update Billing Info

Watched Lots

Once you are logged in, your name will appear. To view your bidder number and update your account settings, click "Account Settings."

## Active Sales



**JOHN DIXON**  
& ASSOCIATES  
AUCTIONS • MARKETING

**Demo Auction**

**REQUEST TO BID**

**VIEW LOTS**

WEBCAST    OPENING: 54 MINUTES    LOTS: 33

Once Logged in to your account, you will need to "Request to Bid" for the auction you are interested in.

## Add / Edit Credit Card Information

**Card Number\***

**Expiration Month\***

01 - January ▾

**Expiration Year\***

2020 ▾

**Cardholder's Name\***

**CCV Code\***

Use registration address for billing.

### Credit Card Verification Terms & Conditions

1. You will be charged \$1 to confirm you have a valid credit card.
2. Your Credit Card statement will contain a \$1 charge for this transaction from NextLot.

I AGREE

Once you request to bid or have registered to bid for the first time, you will have to enter in your credit card details. Your card will be charged \$1 nonrefundable to ensure that your credit card will process.

### Bid Request Pending

Your bid request has been received and is pending.

To be approved, you must agree to the sale's Terms & Conditions below and follow any instructions contained therein.

**AUCTION TERMS & CONDITIONS**

**AUCTION DATE & LOCATION:** The auction will be held on Wednesday, June 10, 2020 at 10:00 AM in the Conference Center, 995 Roswell Street, Marietta, GA 30062.

**INSPECTION:** Contact listing agent to view property or if no agent is listed contact auctioneer. Please note many of these

**ACCEPT TERMS & CONDITIONS**

Once you have entered in your credit card information you must accept the terms for the auction.

### Active Sales

**JD** JOHN DIXON & ASSOCIATES AUCTIONS • MARKETING

Demo Auction


Bid Request Pending

**VIEW LOTS**

WEBCAST    OPENING: 52 MINUTES    LOTS: 33

Once you have accepted the terms, your bid request will be pending. Our office will review your request and you will receive an email when your account has been approved. Call our office at 770- 425-1141 to fastrack your request.

## Active Sales




**JOHN DIXON**  
& ASSOCIATES  
AUCTIONS • MARKETING

**Demo Auction**

✓ Bid Request Approved

**VIEW LOTS**

 **WEBCAST**

**OPENING: 52 MINUTES**

**LOTS: 33**

Once we receive your ID and once the terms & conditions have been accepted, you will see "Bid Request Approved" next to the auction you want to bid in. An Hour before the auction an "Enter Auction" button will appear. You will need to click this link to access the webcast.

The screenshot shows the John Dixon & Associates Demo Auction web interface. At the top, the logo and name 'JOHN DIXON & ASSOCIATES AUCTIONS • MARKETING' are on the left, and 'Welcome, Bidder 9674 (Raleigh)' is on the right. A 'View Full Catalog' button is also visible. The main content area is divided into several sections:

- Catalog/My Purchases:** A list of lots with images and descriptions. Callout 7 points to the 'Catalog' tab, and callout 9 points to a lot entry.
- Now Bidding: Single Lot:** A detailed view of lot #2101, including a large image of a church building and a smaller thumbnail. Callout 1 points to the lot title, callout 3 to the main image, and callout 5 to the thumbnail.
- Bid History:** A table showing the bidding process. Callout 4 points to a bid entry.
- Bid Button:** A prominent yellow button labeled 'Click to Bid USD \$75,000'. Callout 8 points to the top of this area, and callout 6 points to the button itself.
- Online Chat:** A chat window with a text input field and a send button. Callout 11 points to the input field, and callout 10 points to the 'Allow Catalog to track lots' checkbox.
- Language Selection:** Buttons for 'ENG', 'ESP', and 'NLD' are at the bottom left. Callout 6 points to this area.
- Audio/Video Controls:** A 'Mute' button is visible in the top right of the main content area. Callout 8 points to this area.

1. The "Now Bidding" area will give the lot number, name, and details of the current lot (or lots) being sold.
2. The "View Full Catalog" button at the top of your screen will populate a new window displaying the full auction catalog.
3. The images provided in these two areas will offer detailed photographs of the current lot being sold.
4. The "Bid History" area will allow you to see all of the bids being placed for an item. Notice that when you place a bid, it will show your bidder number, city and the amount bid.
5. When in bid mode, you will place a bid by click the yellow button located in the middle of your screen. The amount on the bid button is the amount you will be placing a bid for. If the button reads "VIEW MODE," you are in watch-only mode in the webcast and will not be able to bid.
6. This area will show important information during the auction and allow you to chat with the clerk. The clerk will be able to answer specific lot questions, as well as, any other questions you may have during the auction.
7. Depending on which tab you select, this section of the webcast will enable you to see the sale catalog or a list of your online purchases for the current sale. Note: All online purchases must be approved by John Dixon & Associates after the sale is complete.
8. This area will allow you to control the audio and video, if available. To stop the audio click mute. To stop the video, if available, right click, and select to show controls and click on the stop button to stop the video.
9. Click on a lot in the catalog to view the full description and all of the images. The lot can already be sold or coming up for sale in the future.
10. Click on this button to check the box and the catalog will follow along automatically with what is being sold.
11. Click here to change the language of the bidder screen to English, Spanish or Dutch